

# SIM6964R



Product Family	Hob
Built-in	Traditional
Dimensions	90 cm
Power supply	Electric
Type	Induction
EAN code	8017709309770



## Aesthetics



Aesthetics	Dolce Stil Novo
Colour	Black
Finishing	Copper
Material	Glass
Glass Type	Eclipse ceramic
Glass edge	Straight edge
Type of control setting	Multi Slider
Slider	Yes
Slider	White
Control knobs position	Front
Serigraphy colour	Grey

## Options



Multizone Option	Yes	End of cooking acoustic alarm	Yes
Flexible Zone Type	MultiZone	Residual time indicator	Yes
Standard cut out	490x880 mm	Limited Power Consumption Mode	Yes advance
Auto Multizone	Yes	Limited Power Consumption Mode in W	1400 a 11100 - step 100 W
Double Booster	Yes	Show Room Demo Option	Yes
Keep warm automatic function	Yes	Control Lock / Child Safety	Yes
Grill function	Yes		
End cooking timer	6		
Pause option	Yes		

<b>Minute minder</b>	1	<b>Bridge option</b>	Yes auto
		<b>Quick start</b>	Yes
		<b>Rapid level selection</b>	Yes

## Technical Features



Front left - Induction - Multizone - 2.10 kW - Booster 2.50 kW - Double booster 3 kW - 24.0x18.0 cm  
 Rear left - Induction - multizone - 2.10 kW - Booster 2.50 kW - Double booster 3 kW - 24.0x18.0 cm  
 Front centre - Induction - Multizone - 2.10 kW - Booster 2.50 kW - Double booster 3 kW - 24.0x18.0 cm  
 Rear centre - Induction - multizone - 2.10 kW - Booster 2.50 kW - Double booster 3 kW - 24.0x18.0 cm  
 Front right - Induction - Multizone - 2.10 kW - Booster 2.50 kW - Double booster 3 kW - 24.0x18.0 cm

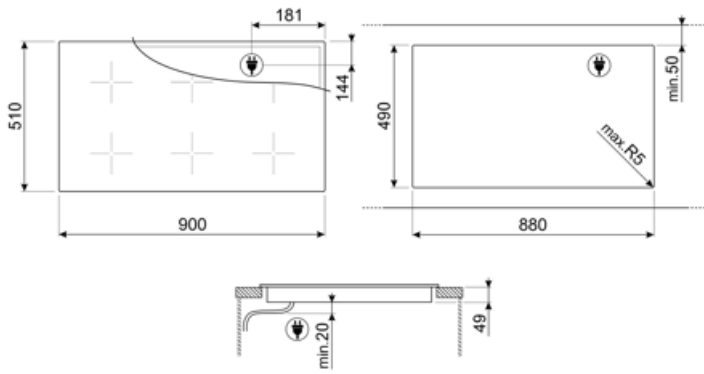
Rear right - Induction - multizone - 2.10 kW - Booster 2.50 kW - Double booster 3 kW - 24.0x18.0 cm

Multizone left - Booster 3.7 kW - 38.5x23.0 cm  
 Multizone center - Booster 3.7 kW - 38.5x23.0 cm  
 Multizone right - Booster 3.7 kW - 38.5x23.0 cm

<b>Automatic setting according to pan dimension</b>	Yes	<b>Automatic switch off when overflow</b>	Yes
<b>Automatic pan detection</b>	Yes, min 9 cm	<b>Residual heat indicator</b>	Yes
<b>Permanent Automatic Pot Detection with indication of the relative control</b>	Yes	<b>Protection against accidental start up</b>	Yes
<b>Automatic switch off when overheat</b>	Yes		

## Electrical Connection

<b>Nominal power (W)</b>	11100 W	<b>Type of electric cable</b>	Single and Double phase
<b>Current</b>	49 A	<b>Type of electric cable supplied</b>	Yes, Single and Double phase
<b>Voltage (V)</b>	220-240 V	<b>Frequency (Hz)</b>	50/60 Hz
<b>Voltage 2 (V)</b>	380-415 V	<b>Power supply cable length</b>	120 cm
<b>Type of electric cable</b>	Three-phase	<b>Terminal Box</b>	5 poles



---

## Not included accessories

---



### GRILLPLATE

Universal griddle for induction, gas, ceramic and electric hobs. Non-stick surface ideal for cooking meat, cheese and vegetables. Dimensions: 410 x 240 mm.



### SCRP

Induction and ceramic hobs and teppanyaki scraper



### TPK

























Stainless steel grill plate to cook Teppanyaki dishes



### TPKPLATE

Universal plate for induction, gas, ceramic and electric hobs. Non-stick surface ideal for cooking fish, eggs and vegetables. Dimensions: 410 X 240 mm.

## Symbols glossary

 <p><b>P</b> Power booster: option allows the zone to work at full power when very intense cooking is necessary.</p>	 <p>Standard installation: Traditional installation in tabletop, suitable for any kitchen sets</p>
 <p>Child lock: some models are fitted with a device to lock the programme/cycle so it cannot be accidentally changed.</p>	 <p>The slider control panel allows you to adjust the power simply by passing your finger across the touch device.</p>
 <p>Keep warm function: Keep warm function keeps the cooked food heated. In this mode the heating zone operates at a minimum capacity for 120 minutes and then turns off automatically.</p>	 <p>Overheat protection: The safety system that automatically turns off the hob in case of overheating of the control unit.</p>
 <p>Induction: The work of these hobs is based on the principle of electromagnetic induction. The heat is generated directly in the bottom of the pan during its contact with the hob.</p>	 <p>Multizone: allows several pans to be used at once, large or small, offering freedom of placement and greater flexibility</p>
 <p>Overfill protection: The special overfill protection shuts down the stove in the presence of overflow of liquids.</p>	 <p>PAUSE_72dpi</p>
 <p>Quick selection, with one touch cooking begins at the highest level, then automatically reduces after time. Ideal for dishes that require quick boiling and then continued cooking without constant control (eg beef broth).</p>	 <p>Quick Start function: the chosen temperature is reached faster. The heating element works at maximum power until the right temperature is reached.</p>
 <p>Indication of residual heat: After the glass ceramic hob is switched off the residual heat indicator shows which of the heating zones still remains hot. When the temperature drops below 60 ° C, the indicator goes out.</p>	 <p>Time elapsed: shows how long the cooking zone has been in use.</p>
 <p>Timer: All ceramic hobs have a timer which automatically ends cooking after a preset time.</p>	 <p>...</p>
 <p>...</p>	 <p>...</p>
 <p>...</p>	 <p>...</p>
 <p>Additional maximum power level for a better energy consumption</p>	 <p>Darkness becomes light</p>
 <p>Premium individual Slider control for each zone</p>	 <p>Automatic merge of zones for a bigger area</p>