

# KD100HNE

Product family	Hood
Hood Type	Chimney Cooker Hoods
Design	Chimney
Extraction	Ducted out or re-circulation possible
Material	Painted material
Type of steel	Polished
EAN code	8017709276881
Hood width	100 cm



## Aesthetics

Aesthetics	Classic	Finishing	Gloss Black
Colour	Black	Logo	Applied



## Controls

Control setting	Control knobs	Control knobs	Classic
No. of controls	2	Controls colour	Steel effect

## Programs / Functions

No. of speeds	3
Intensive speed	

## Technical Features

			
No. of lights	2	No. of filters	3
Light type	LED	Anti-grease filters	Stainless steel
Light power	1 W	Vent outlet	150 mm
Light colour	4000 °K	Minimum distance from GAS hob	750 mm
Free outlet maximum capacity	830 m <sup>3</sup> /h	Minimum distance from ELECTRIC hob	650 mm
Motor power	275 W	Non return valve	Yes

	Extraction rate IEC 61591 [m <sup>3</sup> /h]	Noise level IEC 60704-2-13 [dBA]
Speed 1	297	49
Speed 2	431	58
Speed 3	639	67
Intensive speed	792	72

## Performance / Energy Label



Annual Efficiency Consumption (AEChood)	39 KWh/year	Airbourne acoustical A-weighted sound Power Emission at minimum speed (SPEmin)	49 dBA
Energy efficiency class (EEC)	A+	Airborne acoustical A-weighted sound Power Emission at maximum speed (SPEmax)	68 dBA
Fluid Dynamic Efficiency (FDE)	35,9	Airbourne acoustical A-weighted sound power emission at boost speed (SPEboost)	72 dBA
Fluid Dynamic Efficiency class (FDEC)	A	Time increase factor (F)	0,7
Lighting Efficiency (LE)	75,5 lux/W	Energy Efficiency Index per first cavity	40
Lighting Efficiency Class (LEC)	A	Measured air flow rate at best efficiency point (Qbep)	394 m <sup>3</sup> /h
Grease Filtering Efficiency (GFE)	71,5 %	Measured air pressure at best efficiency point (Qbep)	483 Pa
Grease Filtering Efficiency Class (GFEC)	D	Measured electric power input at best efficiency point (Wbep)	147 W
Air flow at mininum speed (Qmin)	297 m <sup>3</sup> /h	Normal Power of the light system (Wl)	2 W
Maximum extraction rate	639 m <sup>3</sup> /h	Average illumination of the light on the cooking surface (Emiddle)	166 lux
Intensive extraction rate	792 m <sup>3</sup> /h	Sound power level at highest setting (Lwa)	68 dBA

## Electrical Connection

Nominal power	277 W	Frequency (Hz)	50-60 Hz
Voltage	220-240 V	Power supply cable length	1500 mm

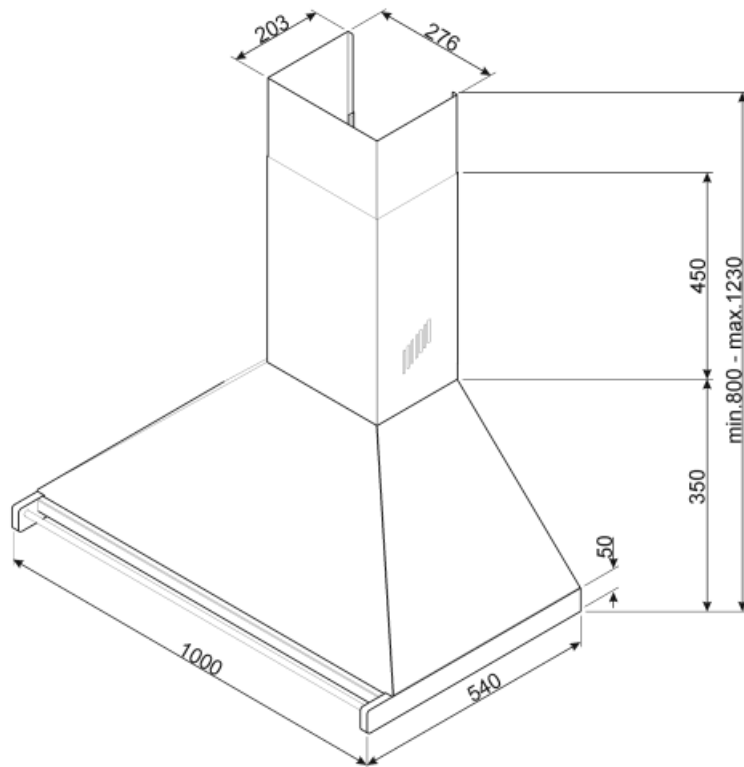
## Also available

Alternative colours  
available

Stainless steel

Available colours

KD100HXE



---

## Not included accessories

---

### FLT6

Round Charcoal filters (kit 2 pieces)



### KITALLFC

Universal Charcoal filter Stainless Steel AISI 304 The filter can be washed in dishwasher 50 °C (water and suitable detergent) and to dry it put in the oven 180°C 25 minutes

---

## Symbols glossary

---



**Filters:** Model has filters to help remove grease from the steam emanating from the pans during cooking.



**Lights:** All cooker hoods feature lights to illuminate the cooking area or add to the ambience of the kitchen.



**A+:** Energy efficiency class A+ helps to save up to 10% energy compared to class A. Maximum performance with minimum consumption is guaranteed.



**Intensive/turbo setting:** when extra fast extraction is required.